


Department : State Universities and Colleges (SUCs)
 Agency/Entity : Tarlac State University
 Operating Unit : < not applicable >
 Organization Code (UAACS) : 08 037 0000000
 Fund Cluster : 01 Regular Agency Fund
 (e.g. UAACS Fund Cluster: 01-Regular Agency Fund, 02-Foreign Assisted Projects Fund, 03-Special Account-Locally Funded/Domestic Grants Fund, and 04-Special Account-Foreign Assisted/Foreign Grants Fund)


X	Current Year Appropriations
	Supplemental Appropriations
	Continuing Appropriations

Particulars	UAACS CODE	Appropriations							Current Year Obligations							Current Year Disbursements					Balances			
		Authorized Appropriations	Adjustments (Transfers From, Modifications/Augmentations)	Adjusted Appropriations	Allotments Received	Adjustments (Reductions, Modifications/Augmentations)	Transfer To	Transfer From	Adjusted Total Allotments	1st Quarter Ending March 31	2nd Quarter Ending June 30	3rd Quarter Ending Sept. 30	4th Quarter Ending Dec. 31	TOTAL	1st Quarter Ending March 31	2nd Quarter Ending June 30	3rd Quarter Ending Sept. 30	4th Quarter Ending Dec. 31	TOTAL	Unreleased Appro	Unobligated Allotments	Unpaid Obligations (15-20)=(23+24)		
																						10=[(6+)-(7)-8+9]	11	12
PS		0.00	625,683.00	625,683.00	0.00	625,683.00	0.00	0.00	625,683.00	0.00	0.00	602,167.80	0.00	602,167.80	0.00	0.00	276,771.98	0.00	276,771.98	0.00	23,515.20	0.00	325,996.44	
Pension and Gratuity Fund		0.00	2,728,825.00	2,728,825.00	0.00	2,728,825.00	0.00	0.00	2,728,825.00	745,295.01	1,172,917.37	623,731.13	0.00	2,541,943.51	745,295.01	1,172,917.37	466,579.68	0.00	2,384,792.06	0.00	186,881.49	0.00	157,151.45	
PS		0.00	2,728,825.00	2,728,825.00	0.00	2,728,825.00	0.00	0.00	2,728,825.00	745,295.01	1,172,917.37	623,731.13	0.00	2,541,943.51	745,295.01	1,172,917.37	466,579.68	0.00	2,384,792.06	0.00	186,881.49	0.00	157,151.45	
Sub-Total III, Special Purpose Fund		0.00	3,354,508.00	3,354,508.00	0.00	3,354,508.00	0.00	0.00	3,354,508.00	745,295.01	1,172,917.37	1,225,898.93	0.00	3,144,111.31	745,295.01	1,172,917.37	743,351.04	0.00	2,661,563.42	0.00	210,396.69	0.00	482,547.89	
PS		0.00	3,354,508.00	3,354,508.00	0.00	3,354,508.00	0.00	0.00	3,354,508.00	745,295.01	1,172,917.37	1,225,898.93	0.00	3,144,111.31	745,295.01	1,172,917.37	743,351.04	0.00	2,661,563.42	0.00	210,396.69	0.00	482,547.89	
MOOE		0.00	0.00	0.00	0.00	0.00	0.00	0.00	0.00	0.00	0.00	0.00	0.00	0.00	0.00	0.00	0.00	0.00	0.00	0.00	0.00	0.00	0.00	0.00
FinEx		0.00	0.00	0.00	0.00	0.00	0.00	0.00	0.00	0.00	0.00	0.00	0.00	0.00	0.00	0.00	0.00	0.00	0.00	0.00	0.00	0.00	0.00	0.00
CO		0.00	0.00	0.00	0.00	0.00	0.00	0.00	0.00	0.00	0.00	0.00	0.00	0.00	0.00	0.00	0.00	0.00	0.00	0.00	0.00	0.00	0.00	0.00
IV, Reversion of the Unobligated Allotments charged against R.A. Nos. 11485 and 11484		0.00	0.00	0.00	0.00	0.00	0.00	0.00	0.00	0.00	0.00	0.00	0.00	0.00	0.00	0.00	0.00	0.00	0.00	0.00	0.00	0.00	0.00	0.00
GRAND TOTAL		903,618,000.00	3,354,508.00	906,972,508.00	862,346,270.00	3,354,508.00	0.00	0.00	885,700,778.00	111,073,586.21	214,572,279.46	107,003,139.66	0.00	432,648,964.33	97,410,577.62	219,077,315.00	113,900,047.80	0.00	430,087,940.42	221,271,730.00	253,051,783.67	0.00	2,561,043.91	
PS		376,535,000.00	3,354,508.00	379,889,508.00	318,222,000.00	3,354,508.00	0.00	0.00	321,576,508.00	76,018,345.75	82,888,054.56	67,205,222.26	0.00	226,211,622.57	76,018,345.75	82,644,035.75	67,017,349.77	0.00	225,678,731.27	58,313,000.00	65,364,885.43	0.00	531,891.30	
MOOE		461,889,000.00	0.00	461,889,000.00	319,640,270.00	0.00	0.00	319,640,270.00	25,789,520.46	131,584,224.90	39,797,916.40	0.00	197,180,661.76	21,288,989.02	128,707,647.40	45,156,872.73	0.00	195,151,509.15	142,258,730.00	122,459,608.24	0.00	2,029,152.61		
CO		65,184,000.00	0.00	65,184,000.00	44,484,000.00	0.00	0.00	44,484,000.00	9,256,700.00	0.00	0.00	0.00	0.00	9,256,700.00	105,242.85	7,725,831.85	1,425,825.30	0.00	9,256,700.00	20,700,000.00	35,227,300.00	0.00	0.00	
Recapitulation by CO																								
Agency Specific Budget		688,851,000.00	1,177,749.00	690,028,749.00	500,852,270.00	1,177,749.00	0.00	0.00	502,070,019.00	66,297,235.40	175,653,506.81	73,137,948.18	0.00	315,088,690.39	57,839,734.65	178,815,859.66	76,991,653.10	0.00	313,447,447.61	187,958,730.00	186,981,326.61	0.00	1,641,242.78	
ADVANCED EDUCATION PROGRAM		5,011,000.00	8,599.00	5,019,599.00	5,011,000.00	8,599.00	0.00	0.00	5,019,599.00	953,597.57	1,171,534.54	783,705.16	0.00	2,908,837.27	853,597.57	1,164,154.54	760,520.16	0.00	2,878,272.27	0.00	2,110,761.73	0.00	30,595.00	
TECHNICAL ADVISORY EXTENSION PROGRAM		6,400,000.00	8,379.00	6,408,379.00	6,400,000.00	8,379.00	0.00	0.00	6,408,379.00	712,411.17	860,888.58	820,172.94	0.00	2,413,472.69	712,411.17	877,371.76	809,134.28	0.00	2,588,912.21	0.00	3,994,906.31	0.00	14,555.48	
RESEARCH PROGRAM		11,158,000.00	16,678.00	11,174,678.00	11,158,000.00	16,678.00	0.00	0.00	11,174,678.00	2,507,837.51	2,968,178.01	2,891,183.38	0.00	8,367,198.90	2,472,284.01	2,784,739.32	3,054,080.69	0.00	8,311,283.92	0.00	2,807,479.10	0.00	56,114.99	
HIGHER EDUCATION PROGRAM		696,262,000.00	1,144,093.00	697,426,093.00	478,323,270.00	1,144,093.00	0.00	0.00	479,487,363.00	62,123,369.15	170,632,905.66	68,642,886.70	0.00	301,399,181.53	53,501,481.80	173,989,584.34	72,368,117.97	0.00	299,659,174.21	187,958,730.00	178,068,181.47	0.00	1,540,007.32	


Certified Correct:


JASPER A. YAUDER, CPA
 Budget Officer
 Date: 10/20/2022 15:37

Recommending Approval:


JOHN ERWIN C. PANLILIO, CPA
 Chief Finance Officer
 Date: 10/26/22

Approved By:


DR. ARNOLD E. VELASCO
 Agency Head
 Date: