

STATEMENT OF APPROPRIATIONS, ALLOTMENTS, OBLIGATIONS, DISBURSEMENTS AND BALANCES
As at the Quarter Ending September 30, 2022

Department: State Universities and Colleges (SUCs)
Agency: Tarlac State University
Operating Unit: < not applicable >
Organization Code (UACS) : 08 037 000000
Fund Cluster: 01 Regular Agency Fund
(e.g. UACS Fund Cluster: 01-Regular Agency Fund, 02-Foreign Assisted Projects Fund, 03-Special Account-Locally Funded/Domestic Grants Fund, and 04-Special Account-Foreign Assisted/Foreign Grants Fund)

	Current Year Appropriations
	Supplemental Appropriations
X	Continuing Appropriations

Particulars	UACS CODE	Appropriations					Allotments				Current Year Obligations								Current Year Disbursements				Balances			
		Authorized Appropriations	Adjustments (Transfer To/From, Realignment)	Adjusted Appropriations	Allotments Received	Adjustments (Withdrawal, Realignment)	Transfer To	Transfer From	Adjusted Total Allotments	1st Quarter Ending March 31	2nd Quarter Ending June 30	3rd Quarter Ending Sept. 30	4th Quarter Ending Dec. 31	TOTAL	1st Quarter Ending March 31	2nd Quarter Ending June 30	3rd Quarter Ending Sept. 30	4th Quarter Ending Dec. 31	TOTAL	Unreleased Appro	Unobligated Allotments	Unpaid Obligations				
		3	4	5=(3+4)	6	7	8	9	10=[(8+9)-8+9]	11	12	13	14	15=(11+12+13+14)	16	17	18	19	20=(16+17+18+19)	21=(5-10)	22=(10-15)	23	24			
1. Continuing Appropriations		75,041,175.90	0.00	75,041,175.90	64,041,175.90	0.00	0.00	0.00	64,041,175.90	11,804,121.89	15,238,783.78	30,047,672.38	0.00	56,890,578.05	7,286,803.41	9,808,236.96	27,625,774.70	0.00	44,720,815.07	11,000,000.00	7,150,587.85	0.00	12,169,762.98			
1. Agency Specific Budget		75,041,175.90	0.00	75,041,175.90	64,041,175.90	0.00	0.00	0.00	64,041,175.90	11,804,121.89	15,238,783.78	30,047,672.38	0.00	56,890,578.05	7,286,803.41	9,808,236.96	27,625,774.70	0.00	44,720,815.07	11,000,000.00	7,150,587.85	0.00	12,169,762.98			
General Administration and Support	10000000000000	8,828,105.23	0.00	8,828,105.23	8,828,105.23	0.00	0.00	0.00	8,828,105.23	1,960,608.13	2,481,791.62	4,385,631.21	0.00	8,828,031.16	1,317,332.70	3,123,267.25	3,376,163.73	0.00	7,816,763.68	0.00	74.07	0.00	1,011,267.48			
General Management and Supervision	100000100001000	8,828,105.23	0.00	8,828,105.23	8,828,105.23	0.00	0.00	0.00	8,828,105.23	1,960,608.13	2,481,791.62	4,385,631.21	0.00	8,828,031.16	1,317,332.70	3,123,267.25	3,376,163.73	0.00	7,816,763.68	0.00	74.07	0.00	1,011,267.48			
MOOE		8,828,105.23	0.00	8,828,105.23	8,828,105.23	0.00	0.00	0.00	8,828,105.23	1,960,608.13	2,481,791.62	4,385,631.21	0.00	8,828,031.16	1,317,332.70	3,123,267.25	3,376,163.73	0.00	7,816,763.68	0.00	74.07	0.00	1,011,267.48			
Sub-Total, General Administration and Support		8,828,105.23	0.00	8,828,105.23	8,828,105.23	0.00	0.00	0.00	8,828,105.23	1,960,608.13	2,481,791.62	4,385,631.21	0.00	8,828,031.16	1,317,332.70	3,123,267.25	3,376,163.73	0.00	7,816,763.68	0.00	74.07	0.00	1,011,267.48			
PS		0.00	0.00	0.00	0.00	0.00	0.00	0.00	0.00	0.00	0.00	0.00	0.00	0.00	0.00	0.00	0.00	0.00	0.00	0.00	0.00	0.00	0.00	0.00		
MOOE		8,828,105.23	0.00	8,828,105.23	8,828,105.23	0.00	0.00	0.00	8,828,105.23	1,960,608.13	2,481,791.62	4,385,631.21	0.00	8,828,031.16	1,317,332.70	3,123,267.25	3,376,163.73	0.00	7,816,763.68	0.00	74.07	0.00	1,011,267.48			
FinEx (if Applicable)		0.00	0.00	0.00	0.00	0.00	0.00	0.00	0.00	0.00	0.00	0.00	0.00	0.00	0.00	0.00	0.00	0.00	0.00	0.00	0.00	0.00	0.00			
CO		0.00	0.00	0.00	0.00	0.00	0.00	0.00	0.00	0.00	0.00	0.00	0.00	0.00	0.00	0.00	0.00	0.00	0.00	0.00	0.00	0.00	0.00			
Support to Operations	20000000000000	601,199.62	0.00	601,199.62	601,199.62	0.00	0.00	0.00	601,199.62	225,406.00	22,066.62	339,818.00	0.00	587,290.62	120,406.00	127,066.62	46,600.00	0.00	294,072.62	0.00	13,909.00	0.00	293,218.00			
Auxiliary Services	200000100001000	601,199.62	0.00	601,199.62	601,199.62	0.00	0.00	0.00	601,199.62	225,406.00	22,066.62	339,818.00	0.00	587,290.62	120,406.00	127,066.62	46,600.00	0.00	294,072.62	0.00	13,909.00	0.00	293,218.00			
MOOE		601,199.62	0.00	601,199.62	601,199.62	0.00	0.00	0.00	601,199.62	225,406.00	22,066.62	339,818.00	0.00	587,290.62	120,406.00	127,066.62	46,600.00	0.00	294,072.62	0.00	13,909.00	0.00	293,218.00			
Sub-Total, Support to Operations		601,199.62	0.00	601,199.62	601,199.62	0.00	0.00	0.00	601,199.62	225,406.00	22,066.62	339,818.00	0.00	587,290.62	120,406.00	127,066.62	46,600.00	0.00	294,072.62	0.00	13,909.00	0.00	293,218.00			
PS		0.00	0.00	0.00	0.00	0.00	0.00	0.00	0.00	0.00	0.00	0.00	0.00	0.00	0.00	0.00	0.00	0.00	0.00	0.00	0.00	0.00	0.00			
MOOE		601,199.62	0.00	601,199.62	601,199.62	0.00	0.00	0.00	601,199.62	225,406.00	22,066.62	339,818.00	0.00	587,290.62	120,406.00	127,066.62	46,600.00	0.00	294,072.62	0.00	13,909.00	0.00	293,218.00			
FinEx (if Applicable)		0.00	0.00	0.00	0.00	0.00	0.00	0.00	0.00	0.00	0.00	0.00	0.00	0.00	0.00	0.00	0.00	0.00	0.00	0.00	0.00	0.00	0.00			
CO		0.00	0.00	0.00	0.00	0.00	0.00	0.00	0.00	0.00	0.00	0.00	0.00	0.00	0.00	0.00	0.00	0.00	0.00	0.00	0.00	0.00	0.00			
Operations	30000000000000	65,611,871.05	0.00	65,611,871.05	54,611,871.05	0.00	0.00	0.00	54,611,871.05	9,416,107.76	12,734,925.34	25,322,223.17	0.00	47,475,256.27	5,848,064.71	6,557,903.09	24,203,019.97	0.00	36,809,878.77	0.00	7,136,614.78	0.00	10,865,277.50			
non-research and training tertiary education intended to achieve inclusive growth and access of poor but deserving students to qualify tertiary education		60,411,972.25	0.00	60,411,972.25	49,411,972.25	0.00	0.00	0.00	49,411,972.25	8,315,313.18	11,215,361.58	24,186,590.78	0.00	43,717,265.54	5,084,554.11	5,747,073.85	23,747,482.08	0.00	34,579,110.04	11,000,000.00	5,694,706.71	0.00	9,138,155.50			
HIGHER EDUCATION PROGRAM		60,411,972.25	0.00	60,411,972.25	49,411,972.25	0.00	0.00	0.00	49,411,972.25	8,315,313.18	11,215,361.58	24,186,590.78	0.00	43,717,265.54	5,084,554.11	5,747,073.85	23,747,482.08	0.00	34,579,110.04	11,000,000.00	5,694,706.71	0.00	9,138,155.50			
Provision of Higher Education Services	310100100001000	48,267,281.53	0.00	48,267,281.53	48,267,281.53	0.00	0.00	0.00	48,267,281.53	8,315,313.18	11,095,038.42	24,186,590.78	0.00	43,596,942.38	5,084,554.11	5,634,270.89	23,747,482.08	0.00	34,466,307.08	0.00	4,670,339.15	0.00	9,130,635.30			
MOOE		43,051,865.82	0.00	43,051,865.82	43,051,865.82	0.00	0.00	0.00	43,051,865.82	6,714,013.18	10,463,999.89	24,049,590.78	0.00	41,227,603.82	5,084,554.11	5,634,270.89	23,747,482.08	0.00	34,466,307.08	0.00	1,824,062.00	0.00	6,761,296.74			
CO		5,215,615.71	0.00	5,215,615.71	5,215,615.71	0.00	0.00	0.00	5,215,615.71	1,601,300.00	631,038.56	137,000.00	0.00	2,369,338.56	0.00	0.00	0.00	0.00	0.00	0.00	2,846,277.15	0.00	2,369,338.56			
Locally-Funded Project(s)		12,144,690.72	0.00	12,144,690.72	1,144,690.72	0.00	0.00	0.00	1,144,690.72	0.00	120,323.16	0.00	0.00	120,323.16	0.00	112,802.96	0.00	0.00	112,802.96	11,000,000.00	1,024,367.56	0.00	7,520.20			
Conduct of Activities for Sports and Culture Development	310100200016000	500,000.00	0.00	500,000.00	0.00	0.00	0.00	0.00	0.00	0.00	0.00	0.00	0.00	0.00	0.00	0.00	0.00	0.00	0.00	500,000.00	0.00	0.00	0.00			

This report was generated using the Unified Reporting System on 20/10/2022 17:10 version FAR1.1.1 ; Status : SUBMITTED

Department: State Universities and Colleges (SUCs)
 Agency: Tarlac State University
 Operating Unit: < not applicable >
 Organization Code (UACS): 08 037 000000
 Fund Cluster: 01 Regular Agency Fund

	Current Year Appropriations
	Supplemental Appropriations
X	Continuing Appropriations

(e.g. UACS Fund Cluster: 01-Regular Agency Fund, 02-Foreign Assisted Projects Fund, 03-Special Account-Locally Funded/Domestic Grants Fund, and 04-Special Account-Foreign Assisted/Foreign Grants Fund)

Particulars	UACS CODE	Appropriations					Allotments		Current Year Obligations						Current Year Disbursements					Balances						
		Authorized Appropriations	Adjustments (Transfer To/From, Realignment)	Adjusted Appropriations	Allotments Received	Adjustments (Withdrawal, Realignment)	Transfer To	Transfer From	Adjusted Total Allotments	1st Quarter Ending March 31	2nd Quarter Ending June 30	3rd Quarter Ending Sept. 30	4th Quarter Ending Dec. 31	TOTAL	1st Quarter Ending March 31	2nd Quarter Ending June 30	3rd Quarter Ending Sept. 30	4th Quarter Ending Dec. 31	TOTAL	Unreleased Appro	Unobligated Allotments	Unpaid Obligations				
		3	4	5=(3+4)	6	7	8	9	10=[(6+)-(7)-8+9]	11	12	13	14	15=(11+12+13+14)	16	17	18	19	20=(16+17+18+19)	21=(5-10)	22=(10-15)	23	24			
MOOE		500,000.00	0.00	500,000.00	0.00	0.00	0.00	0.00	0.00	0.00	0.00	0.00	0.00	0.00	0.00	0.00	0.00	0.00	0.00	500,000.00	0.00	0.00	0.00	0.00		
Refurbishment of Classrooms, Phase V	310100200017000	198,728.06	0.00	198,728.06	198,728.06	0.00	0.00	198,728.06	0.00	0.00	0.00	0.00	0.00	0.00	0.00	0.00	0.00	0.00	0.00	0.00	0.00	198,728.06	0.00	0.00	0.00	
CO		198,728.06	0.00	198,728.06	198,728.06	0.00	0.00	198,728.06	0.00	0.00	0.00	0.00	0.00	0.00	0.00	0.00	0.00	0.00	0.00	0.00	0.00	198,728.06	0.00	0.00	0.00	
Completion of Food Technology and Research Center Building	310100200018000	46,224.59	0.00	46,224.59	46,224.59	0.00	0.00	46,224.59	0.00	0.00	0.00	0.00	0.00	0.00	0.00	0.00	0.00	0.00	0.00	0.00	0.00	46,224.59	0.00	0.00	0.00	
CO		46,224.59	0.00	46,224.59	46,224.59	0.00	0.00	46,224.59	0.00	0.00	0.00	0.00	0.00	0.00	0.00	0.00	0.00	0.00	0.00	0.00	0.00	46,224.59	0.00	0.00	0.00	
ICT Connection and Other Equipment	310100200019000	500,000.00	0.00	500,000.00	0.00	0.00	0.00	0.00	0.00	0.00	0.00	0.00	0.00	0.00	0.00	0.00	0.00	0.00	0.00	0.00	500,000.00	0.00	0.00	0.00	0.00	
MOOE		500,000.00	0.00	500,000.00	0.00	0.00	0.00	0.00	0.00	0.00	0.00	0.00	0.00	0.00	0.00	0.00	0.00	0.00	0.00	0.00	500,000.00	0.00	0.00	0.00	0.00	
Construction of TSU Information and Communication (ICT) Hub	310100200020000	10,000,000.00	0.00	10,000,000.00	0.00	0.00	0.00	0.00	0.00	0.00	0.00	0.00	0.00	0.00	0.00	0.00	0.00	0.00	0.00	0.00	10,000,000.00	0.00	0.00	0.00	0.00	
CO		10,000,000.00	0.00	10,000,000.00	0.00	0.00	0.00	0.00	0.00	0.00	0.00	0.00	0.00	0.00	0.00	0.00	0.00	0.00	0.00	0.00	10,000,000.00	0.00	0.00	0.00	0.00	
Construction/Completion of the College of Public Administration and Governance (CPAG) Building	310100200021000	899,738.07	0.00	899,738.07	899,738.07	0.00	0.00	899,738.07	0.00	120,323.16	0.00	0.00	0.00	120,323.16	0.00	112,802.96	0.00	0.00	112,802.96	0.00	0.00	779,414.91	0.00	0.00	7,520.20	
CO		899,738.07	0.00	899,738.07	899,738.07	0.00	0.00	899,738.07	0.00	120,323.16	0.00	0.00	0.00	120,323.16	0.00	112,802.96	0.00	0.00	112,802.96	0.00	0.00	779,414.91	0.00	0.00	7,520.20	
CO Higher education research improved to promote economic productivity and innovation		3,115,760.60	0.00	3,115,760.60	3,115,760.60	0.00	0.00	3,115,760.60	857,769.58	1,096,471.38	368,816.39	0.00	0.00	2,313,056.35	537,915.60	588,990.98	452,303.89	0.00	1,579,210.35	0.00	0.00	802,701.25	0.00	0.00	733,649.00	
ADVANCED EDUCATION PROGRAM		1,358,923.00	0.00	1,358,923.00	1,358,923.00	0.00	0.00	1,358,923.00	356,800.00	485,215.00	188,606.00	0.00	0.00	1,032,621.00	208,000.00	181,340.00	286,847.50	0.00	888,187.50	0.00	0.00	326,302.00	0.00	0.00	344,433.50	
Provision of Advanced Education Services	320100100001000	1,358,923.00	0.00	1,358,923.00	1,358,923.00	0.00	0.00	1,358,923.00	356,800.00	485,215.00	188,606.00	0.00	0.00	1,032,621.00	208,000.00	181,340.00	286,847.50	0.00	888,187.50	0.00	0.00	326,302.00	0.00	0.00	344,433.50	
MOOE		1,358,923.00	0.00	1,358,923.00	1,358,923.00	0.00	0.00	1,358,923.00	356,800.00	485,215.00	188,606.00	0.00	0.00	1,032,621.00	208,000.00	181,340.00	286,847.50	0.00	888,187.50	0.00	0.00	326,302.00	0.00	0.00	344,433.50	
RESEARCH PROGRAM		1,756,837.60	0.00	1,756,837.60	1,756,837.60	0.00	0.00	1,756,837.60	488,969.58	601,256.38	180,212.39	0.00	0.00	1,280,438.35	329,915.60	407,850.88	153,456.39	0.00	891,022.85	0.00	0.00	476,386.25	0.00	0.00	389,415.50	
Conduct of Research Services	320200100001000	1,756,837.60	0.00	1,756,837.60	1,756,837.60	0.00	0.00	1,756,837.60	488,969.58	601,256.38	180,212.39	0.00	0.00	1,280,438.35	329,915.60	407,850.88	153,456.39	0.00	891,022.85	0.00	0.00	476,386.25	0.00	0.00	389,415.50	
MOOE		1,756,837.60	0.00	1,756,837.60	1,756,837.60	0.00	0.00	1,756,837.60	488,969.58	601,256.38	180,212.39	0.00	0.00	1,280,438.35	329,915.60	407,850.88	153,456.39	0.00	891,022.85	0.00	0.00	476,386.25	0.00	0.00	389,415.50	
CO Community engagement increased		2,084,138.20	0.00	2,084,138.20	2,084,138.20	0.00	0.00	2,084,138.20	245,025.00	433,092.38	798,814.00	0.00	0.00	1,444,931.38	226,595.00	221,838.38	3,225.00	0.00	451,658.38	0.00	0.00	639,206.62	0.00	0.00	963,273.00	
TECHNICAL ADVISORY EXTENSION PROGRAM		2,084,138.20	0.00	2,084,138.20	2,084,138.20	0.00	0.00	2,084,138.20	245,025.00	433,092.38	798,814.00	0.00	0.00	1,444,931.38	226,595.00	221,838.38	3,225.00	0.00	451,658.38	0.00	0.00	639,206.62	0.00	0.00	963,273.00	
Provision of Extension Services	330100100001000	2,084,138.20	0.00	2,084,138.20	2,084,138.20	0.00	0.00	2,084,138.20	245,025.00	433,092.38	798,814.00	0.00	0.00	1,444,931.38	226,595.00	221,838.38	3,225.00	0.00	451,658.38	0.00	0.00	639,206.62	0.00	0.00	963,273.00	
MOOE		2,084,138.20	0.00	2,084,138.20	2,084,138.20	0.00	0.00	2,084,138.20	245,025.00	433,092.38	798,814.00	0.00	0.00	1,444,931.38	226,595.00	221,838.38	3,225.00	0.00	451,658.38	0.00	0.00	639,206.62	0.00	0.00	963,273.00	
Sub-Total, Operations		65,611,871.05	0.00	65,611,871.05	54,611,871.05	0.00	0.00	54,611,871.05	9,418,107.76	12,734,925.34	25,322,223.17	0.00	0.00	47,475,256.27	5,849,064.71	6,557,903.09	24,203,010.97	0.00	36,690,978.77	11,000,000.00	0.00	7,136,614.78	0.00	0.00	10,865,277.50	
PS		0.00	0.00	0.00	0.00	0.00	0.00	0.00	0.00	0.00	0.00	0.00	0.00	0.00	0.00	0.00	0.00	0.00	0.00	0.00	0.00	0.00	0.00	0.00	0.00	0.00
MOOE		48,251,564.62	0.00	48,251,564.62	48,251,564.62	0.00	0.00	48,251,564.62	7,816,807.76	11,983,563.62	25,185,223.17	0.00	0.00	44,985,584.55	5,849,064.71	6,445,100.13	24,203,010.97	0.00	36,497,175.81	1,000,000.00	0.00	3,265,970.07	0.00	0.00	8,488,418.14	
FinEx (if Applicable)		0.00	0.00	0.00	0.00	0.00	0.00	0.00	0.00	0.00	0.00	0.00	0.00	0.00	0.00	0.00	0.00	0.00	0.00	0.00	0.00	0.00	0.00	0.00	0.00	0.00
CO		16,360,306.43	0.00	16,360,306.43	6,360,306.43	0.00	0.00	6,360,306.43	1,601,300.00	751,961.72	137,000.00	0.00	0.00	2,489,661.72	0.00	112,802.96	0.00	0.00	112,802.96	10,000,000.00	0.00	3,870,644.71	0.00	0.00	2,376,658.78	


Department: State Universities and Colleges (SUCs)
 Agency: Tarlac State University
 Operating Unit: < not applicable >
 Organization Code (UACS): 08 037 0000000
 Fund Cluster: 01 Regular Agency Fund

	Current Year Appropriations
	Supplemental Appropriations
X	Continuing Appropriations


(e.g. UACS Fund Cluster: 01-Regular Agency Fund, 02-Foreign Assisted Projects Fund, 03-Special Account-Locally Funded/Domestic Grants Fund, and 04-Special Account-Foreign Assisted/Foreign Grants Fund)

Particulars	UACS CODE	Appropriations		Allotments					Current Year Obligations					Current Year Disbursements					Balances				
		Authorized Appropriations	Adjustments (Transfer To/From, Realignment)	Adjusted Appropriations	Allotments Received	Adjustments (Withdrawal, Realignment)	Transfer To	Transfer From	Adjusted Total Allotments	1st Quarter Ending March 31	2nd Quarter Ending June 30	3rd Quarter Ending Sept. 30	4th Quarter Ending Dec. 31	TOTAL	1st Quarter Ending March 31	2nd Quarter Ending June 30	3rd Quarter Ending Sept. 30	4th Quarter Ending Dec. 31	TOTAL	Unreleased Appro	Unobligated Allotments	Unpaid Obligations	
																						Due and Demandable	Not Yet Due and Demandable
1	2	3	4	5=(3+4)	6	7	8	9	10=[(6+)-(7)-8+9]	11	12	13	14	15=(11+12+13+14)	16	17	18	19	20=(16+17+18+19)	21=(5-10)	22=(10-15)	23	24
GRAND TOTAL		75,041,175.90	0.00	75,041,175.90	64,041,175.90	0.00	0.00	0.00	64,041,175.90	11,604,121.89	15,238,783.78	30,047,872.38	0.00	56,890,578.05	7,286,803.41	9,808,236.96	27,625,774.70	0.00	44,720,815.07	11,000,000.00	7,150,587.85	0.00	12,189,782.98
PS		0.00	0.00	0.00	0.00	0.00	0.00	0.00	0.00	0.00	0.00	0.00	0.00	0.00	0.00	0.00	0.00	0.00	0.00	0.00	0.00	0.00	0.00
MOOE		58,680,869.47	0.00	58,680,869.47	57,680,869.47	0.00	0.00	0.00	57,680,869.47	10,002,821.89	14,467,422.06	29,910,872.38	0.00	54,400,916.33	7,286,803.41	9,895,434.00	27,625,774.70	0.00	44,668,012.11	1,000,000.00	3,279,953.14	0.00	9,792,904.22
FinEx (if Applicable)		0.00	0.00	0.00	0.00	0.00	0.00	0.00	0.00	0.00	0.00	0.00	0.00	0.00	0.00	0.00	0.00	0.00	0.00	0.00	0.00	0.00	0.00
CO		16,360,306.43	0.00	16,360,306.43	6,360,306.43	0.00	0.00	0.00	6,360,306.43	1,601,300.00	751,361.72	137,000.00	0.00	2,489,661.72	0.00	112,802.96	0.00	0.00	112,802.96	10,000,000.00	3,870,644.71	0.00	2,376,858.76

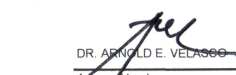
Certified Correct:


 JASPER A. YAUDER, CPA
 Budget Officer
 Date: 10/20/2022 17:09

Recommending Approval:


 JOHN ERWIN C. PANLILIO, CPA
 Chief Finance Officer
 Date: 10/26/22

Approved By:


 DR. ARNALDO E. VELASCO
 Agency Head
 Date: