



STATEMENT OF APPROVED BUDGET, UTILIZATIONS, DISBURSEMENTS AND BALANCES
As of the Quarter Ending December 31, 2015


Department : State Universities and Colleges
 Agency : TARLAC STATE UNIVERSITY
 Operating Unit : _____
 Organization Code (UAC) : 08 037 00 00000
 Funding Source Code (as cl) : 101

Particulars	UACS CODE	Approved Budget			Budget Utilization					Disbursements					BALANCES	
		Approved Budgeted Revenue	Adjustments (Additions, Reductions, Realignment)	Adjusted Budgeted Revenue	1st Quarter Ending March 31	2nd Quarter Ending June 30	3rd Quarter Ending Sept. 30	4th Quarter Ending Dec. 31	Total	1st Quarter Ending March 31	2nd Quarter Ending June 30	3rd Quarter Ending Sept. 30	4th Quarter Ending Dec. 31	Total	Unutilized Budget	Unpaid Utilizations Due and Demandable / Accounts Payabl
1	2	3	4	5=[3+(-)4]	6	7	8	9	10=(6+7+8+9)	11	12	13	14	15=(11+12+13+14)	16=(5-10)	17
I. Agency Approved Budget																
General Administration and Support	1 00 00 0000	59,843,077.00	9,154,629.00	68,997,706.00	10,243,489.02	25,997,648.93	17,194,102.71	23,773,914.61	77,209,155.27	15,682,793.24	17,342,295.23	9,662,507.76	32,887,369.05	75,574,965.28	(8,211,449.27)	1,634,189.95
General Administration and Supervision	1 00 01 0001															
PS	50100000 00	2,244,000.00	2,000,000.00	4,244,000.00	834,684.10	1,075,562.53	714,088.60	1,063,383.96	3,687,719.19	678,084.75	1,096,101.43	734,319.44	790,742.56	3,299,248.18	556,280.81	388,471.01
MOOE	50200000 00	24,999,077.00	7,004,629.00	32,003,706.00	4,951,204.92	4,414,549.54	8,872,170.75	22,512,350.65	40,750,275.86	6,015,012.49	5,389,751.94	7,995,856.82	24,080,577.13	43,481,198.38	(8,746,569.86)	(2,730,922.52)
Fin Exp (if applicable)	50300000 00										154.50	257.50	309.00	4,427.00		
CO	50600000 00	32,600,000.00	150,000.00	32,750,000.00	4,457,600.00	20,507,536.86	7,607,843.36	198,180.00	32,771,160.22	8,985,990.00	10,856,287.36	932,074.00	8,015,740.36	28,790,091.72	(21,160.22)	3,981,068.50
Support to Operations	2 00 00 0000	9,051,143.00	20,000.00	9,071,143.00	1,526,668.35	1,725,239.52	839,369.16	2,565,386.45	7,192,938.48	905,057.64	1,141,048.18	1,274,574.23	2,648,817.59	5,969,497.64	1,878,204.52	1,223,440.84
PS	50100000 00	1,650,000.00		1,650,000.00	63,068.15	58,945.42	61,724.08	10,048.49	193,786.14	32,908.45	360,677.24	52,810.26	(292,077.08)	154,318.87	1,456,213.86	39,467.27
MOOE	50200000 00	6,851,143.00		6,851,143.00	1,463,600.20	1,635,344.10	777,645.08	2,555,337.96	6,431,927.34	872,149.19	780,370.94	1,221,763.97	2,940,894.67	5,815,178.77	419,215.66	616,748.57
Fin Exp (if applicable)	50300000 00															
CO	50600000 00	550,000.00	20,000.00	570,000.00		30,950.00	536,275.00		567,225.00						2,775.00	567,225.00
Operations	3 00 00 0000	158,647,924.00	5,135,000.00	163,782,924.00	19,378,827.31	42,794,237.50	34,842,037.29	30,785,578.72	127,800,680.82	15,682,898.38	21,770,470.41	10,942,751.72	28,247,207.01	76,643,327.52	35,982,243.18	51,157,353.30
MFO 1 - HIGHER EDUCATION	3 01 00 0000	134,061,544.00	3,000,000.00	137,061,544.00	18,757,062.57	40,110,500.71	32,054,620.46	28,810,997.51	119,733,181.25	14,875,193.51	21,141,419.19	10,152,858.81	26,742,902.16	72,912,373.67	17,328,362.75	46,820,807.56
PS	50100000 00	30,579,544.00		30,579,544.00	3,299,351.98	10,377,773.24	3,958,374.39	4,061,509.17	21,697,008.78	3,263,612.58	10,991,929.91	4,280,208.80	4,561,439.87	23,097,191.16	8,882,535.22	(1,400,182.38)
MOOE	50200000 00	62,932,000.00		62,932,000.00	13,483,951.67	8,374,153.72	8,483,206.07	24,303,988.34	54,645,299.80	11,611,580.93	10,149,489.28	5,872,650.01	22,176,212.29	49,809,932.51	8,286,700.20	4,835,367.25
Fin Exp (if applicable)	50300000 00												5,250.00	5,250.00		(5,250.00)
CO	50600000 00	40,550,000.00	3,000,000.00	43,550,000.00	1,973,758.92	21,358,573.75	19,613,040.00	445,500.00	43,390,872.67						159,127.33	43,390,872.67
MFO 2 - ADVANCED EDUCATION	3 02 00 0000	2,200,000.00	2,005,000.00	4,205,000.00	100,455.42	1,068,986.08	673,666.33	957,951.85	2,801,059.68	72,375.42		202,784.20	636,944.41	912,104.03	1,403,940.32	1,888,955.64
PS	50100000 00	650,000.00	2,000,000.00	2,650,000.00	16,455.42	781,235.56	458,662.33	585,438.28	1,841,791.59	42,375.42		172,784.20	314,604.61	529,764.23	808,208.41	1,312,027.36
MOOE	50200000 00	1,550,000.00		1,550,000.00	84,000.00	287,750.52	215,004.00	369,894.57	956,649.09	30,000.00		30,000.00	322,339.80	382,339.80	593,350.91	574,309.25
Fin Exp (if applicable)	50300000 00															
CO	50600000 00		5,000.00	5,000.00				2,619.00	2,619.00						2,381.00	2,619.00
MFO 3 - RESEARCH SERVICES	3 03 00 0000	11,268,190.00	130,000.00	11,398,190.00	225,292.32	273,795.00	1,723,316.00	677,723.56	2,900,126.88	479,113.90	262,466.00	341,838.80	518,708.12	1,602,126.82	8,498,063.12	1,298,000.00
PS	50100000 00	1,115,000.00		1,115,000.00	19,921.12	27,000.00	8,000.00	12,000.00	66,921.12	14,921.12	27,000.00	28,539.94	12,000.00	82,461.06	1,048,078.88	(15,539.94)
MOOE	50200000 00	8,803,190.00		8,803,190.00	205,371.20	246,795.00	397,422.00	506,723.56	1,356,311.76	464,192.78	235,466.00	313,298.86	506,708.12	1,519,665.76	7,446,878.24	(163,354.00)
Fin Exp (if applicable)	50300000 00															
CO	50600000 00	1,350,000.00	130,000.00	1,480,000.00			1,317,894.00	159,000.00	1,476,894.00						3,106.00	1,476,894.00
MFO 4 - EXTENSION SERVICES	3 04 00 0000	11,118,190.00		11,118,190.00	296,017.00	1,340,955.71	390,434.50	338,905.80	2,366,313.01	256,215.55	366,585.22	245,269.91	348,652.32	1,216,723.00	8,751,876.99	1,149,590.00
PS	50100000 00	1,168,000.00		1,168,000.00	33,600.00	61,024.00	65,200.00	30,000.00	189,824.00	12,800.00	139,641.26	75,829.89	49,563.72	277,834.87	978,176.00	(88,010.87)
MOOE	50200000 00	8,750,190.00		8,750,190.00	262,417.00	284,931.71	127,482.00	308,905.80	983,736.51	243,415.55	226,943.96	169,440.02	299,088.60	938,888.13	7,766,453.49	44,848.38
Fin Exp (if applicable)	50300000 00															
CO	50600000 00	1,200,000.00		1,200,000.00		995,000.00	197,752.50		1,192,752.50						7,247.50	1,192,752.50

Particulars	UACS CODE	Approved Budget			Budget Utilization					Disbursements					BALANCES	
		Approved Budgeted Revenue	Adjustments (Additions, Reductions, Realignment)	Adjusted Budgeted Revenue	1st Quarter Ending March 31	2nd Quarter Ending June 30	3rd Quarter Ending Sept. 30	4th Quarter Ending Dec. 31	Total	1st Quarter Ending March 31	2nd Quarter Ending June 30	3rd Quarter Ending Sept. 30	4th Quarter Ending Dec. 31	Total	Unutilized Budget	Unpaid Utilizations Due and Demandable / Accounts Payable
1	2	3	4	5=[3+(-)4]	6	7	8	9	10=(6+7+8+9)	11	12	13	14	15=(11+12+13+14)	16=(5-10)	17
Sub-Total, Agency Specific Budget		227,542,144.00	14,309,629.00	241,851,773.00	31,148,984.68	70,517,125.95	53,411,784.16	57,124,879.78	212,202,774.57	32,270,749.26	40,253,813.82	21,879,833.71	63,783,393.65	158,187,790.44	29,648,998.43	54,014,984.11
PS	50100000 00	37,406,544.00	4,000,000.00	41,406,544.00	4,267,080.77	12,381,540.75	5,266,049.40	5,762,379.90	27,677,050.82	4,044,702.32	12,615,349.84	5,344,492.53	5,436,273.68	27,440,818.37	13,729,493.18	236,232.45
MOOE	50200000 00	113,885,600.00	7,004,629.00	120,890,229.00	20,450,544.99	15,243,524.59	18,872,929.90	50,557,200.88	105,124,200.36	19,236,350.94	16,782,022.12	15,603,009.68	50,325,820.61	101,947,203.35	15,766,028.64	3,176,997.01
Fin Exp.(if applicable)	50300000 00	-	-	-	-	-	-	-	-	3,706.00	154.50	257.50	5,559.00	9,677.00	-	(9,677.00)
CO	50600000 00	76,250,000.00	3,305,000.00	79,555,000.00	6,431,358.92	42,892,060.61	29,272,804.86	805,299.00	79,401,523.39	8,985,990.00	10,856,287.36	932,074.00	8,015,740.36	28,790,091.72	153,476.61	50,611,431.67
II. Automatic Appropriations																
RLIP																
Sub-Total, Automatic Appropriations																
PS																
MOOE																
Fin Exp.(if applicable)																
CO																
III. Special Purpose Fund (Please specify)																
MPBF-PS	50100000 00															
Pension and Gratuity Fund	50104010 01															
Sub-Total, Special Purpose Fund																
PS																
MOOE																
Fin Exp.(if applicable)																
CO																
GRAND TOTAL		227,542,144.00	14,309,629.00	241,851,773.00	31,148,984.68	70,517,125.95	53,411,784.16	57,124,879.78	212,202,774.57	32,270,749.26	40,253,813.82	21,879,833.71	63,783,393.65	158,187,790.44	29,648,998.43	54,014,984.11
PS		37,406,544.00	4,000,000.00	41,406,544.00	4,267,080.77	12,381,540.75	5,266,049.40	5,762,379.90	27,677,050.82	4,044,702.32	12,615,349.84	5,344,492.53	5,436,273.68	27,440,818.37	13,729,493.18	236,232.45
MOOE		113,885,600.00	7,004,629.00	120,890,229.00	20,450,544.99	15,243,524.59	18,872,929.90	50,557,200.88	105,124,200.36	19,236,350.94	16,782,022.12	15,603,009.68	50,325,820.61	101,947,203.35	15,766,028.64	3,176,997.01
Fin Exp.(if applicable)		-	-	-	-	-	-	-	-	3,706.00	154.50	257.50	5,559.00	9,677.00	-	(9,677.00)
CO		76,250,000.00	3,305,000.00	79,555,000.00	6,431,358.92	42,892,060.61	29,272,804.86	805,299.00	79,401,523.39	8,985,990.00	10,856,287.36	932,074.00	8,015,740.36	28,790,091.72	153,476.61	50,611,431.67
Recapitulation by MFO:		158,647,924.00	5,135,000.00	163,782,924.00	19,378,827.31	42,794,237.50	34,842,037.29	30,785,578.72	127,800,680.82	15,682,898.38	21,770,470.41	10,942,751.72	28,247,207.01	76,643,327.52	35,982,243.18	51,157,353.30
MFO 1		134,061,544.00	3,000,000.00	137,061,544.00	18,757,062.57	40,110,500.71	32,054,620.46	28,810,997.51	119,733,181.25	14,875,193.51	21,141,419.19	10,152,858.81	26,742,902.16	72,912,373.67	17,328,362.75	46,820,807.58
MFO 2		2,200,000.00	2,005,000.00	4,205,000.00	100,455.42	1,068,986.08	673,666.33	957,951.85	2,801,059.68	72,375.42	-	202,784.20	636,944.41	912,104.03	1,403,940.32	1,888,955.61
MFO 3		11,268,190.00	130,000.00	11,398,190.00	225,292.32	273,795.00	1,723,316.00	677,723.56	2,900,126.88	479,113.90	262,466.00	341,838.80	518,708.12	1,602,126.82	8,498,063.12	1,298,000.00
MFO 4		11,118,190.00	-	11,118,190.00	296,017.00	1,340,955.71	390,434.50	338,905.80	2,366,313.01	256,215.55	366,585.22	245,269.91	348,652.32	1,216,723.00	8,751,876.99	1,149,590.01
OF WHICH:																
Major Programs/Projects																
KRA No. 2-Poverty Reduction and Empowerment of the Poor and the Vulnerable/Rapid Inclusive and Sustained Economic growth																
Program Budgeting:																
MPP																
Access to Quality Higher Education																
Global Partnership for Development																
Good Governance																
Sustainable Community Development Program																
Productivity Enhancement-MS ME Micro Small Medium Enterprise																

Certified Correct:

JESUS S. DANGANAN
 Budget Officer IV

Certified Correct:

JOHN ERWIN C. PANLILIO
 Chief Accountant

Approved By:

DR. MYRNA Q. MALLARI
 President